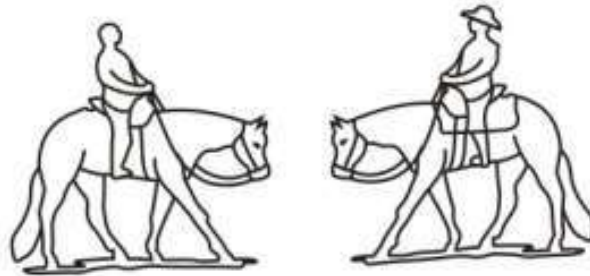


Beaver Creek




Saddle & Bridle Club
Oostburg, WI

Trail Program, Rules, and Record sheets.



Beaver Creek



Saddle & Bridle Club
Oostburg, WI

Rider: _____

Horse: _____

Address: _____

City/St/Zip: _____


Phone: _____

E-Mail: _____

****Please send a separate form for each horse.**

**Remember to enclose \$15.00 per horse/rider
Combination.**

Beaver Creek



Saddle & Bridle Club
Oostburg, WI

Rider: _____

Horse: _____

Address: _____

City/St/Zip: _____

Phone: _____

E-Mail: _____

****Please send a separate form for each horse.**

**Remember to enclose \$15.00 per horse/rider
Combination.**

Recreational Pleasure

The trail riding program is designed to reward Beaver Creek Saddle and Bridle Club Members who spend time riding their horses on the trails instead of in the show ring. This program is a unique opportunity for these riders to earn awards for their time with their horses.

THE RULES ARE SIMPLE:

You must be a member of Beaver Creek Saddle and Bridle Club.

- Pay a onetime Yearly fee of \$15.00 per horse and rider pair.
- You may enter more than one horse but a separate entry is required and you must keep a separate log for each horse.
- Keep track of your hours in the saddle from APRIL 1 through OCTOBER 15 of the current show year.
- Make sure to log hour hours each time you ride so you don't forget.
- Return the log sheets to the point chairman by October 20.
- Time spent in the saddle training, showing, warming up or and time spent in a ring does not count.

Trail Riding Record

All trail riding record forms and sign up forms need to be sent in the Trail chair person. All forms need to be completed for each horse/rider combination. You can't combine horses on one form. Year end award will be presented at the clubs year end awards banquet. The horse/rider combination with the most hours will be Grand Champion and the one with the second highest will be the Reserved Champion.

The Awards/Trophy Chair person is Leslie Verhelst. 920-627-2451. You can sign up one of three ways:

1. At any Club Members Meeting.
2. Mailing forms in to Leslie Verhelst. (Leslie Verhelst 113 South 10th Street Oostburg WI 53070)
3. Signing up at any of the Beaver Creek Shows.

Riding Log For: _____

Date _____ Time _____ to _____ Hours _____

Date _____ Time _____ to _____ Hours _____

Date _____ Time _____ to _____ Hours _____

Date _____ Time _____ to _____ Hours _____

Date _____ Time _____ to _____ Hours _____

Date _____ Time _____ to _____ Hours _____

Date _____ Time _____ to _____ Hours _____

Date _____ Time _____ to _____ Hours _____

Date _____ Time _____ to _____ Hours _____

Date _____ Time _____ to _____ Hours _____

Date _____ Time _____ to _____ Hours _____

Date _____ Time _____ to _____ Hours _____

Date _____ Time _____ to _____ Hours _____

Date _____ Time _____ to _____ Hours _____

Page Hours _____

Riding Log For: _____

Date _____ Time _____ to _____ Hours _____

Date _____ Time _____ to _____ Hours _____

Date _____ Time _____ to _____ Hours _____

Date _____ Time _____ to _____ Hours _____

Date _____ Time _____ to _____ Hours _____

Date _____ Time _____ to _____ Hours _____

Date _____ Time _____ to _____ Hours _____

Date _____ Time _____ to _____ Hours _____

Date _____ Time _____ to _____ Hours _____

Date _____ Time _____ to _____ Hours _____

Date _____ Time _____ to _____ Hours _____

Date _____ Time _____ to _____ Hours _____

Date _____ Time _____ to _____ Hours _____

Date _____ Time _____ to _____ Hours _____

Page Hours _____

Ride safe and have fun everyone.

Ride safe and have fun everyone.

Riding Log For: _____

Date _____ Time _____ to _____ Hours _____

Date _____ Time _____ to _____ Hours _____

Date _____ Time _____ to _____ Hours _____

Date _____ Time _____ to _____ Hours _____

Date _____ Time _____ to _____ Hours _____

Date _____ Time _____ to _____ Hours _____

Date _____ Time _____ to _____ Hours _____

Date _____ Time _____ to _____ Hours _____

Date _____ Time _____ to _____ Hours _____

Date _____ Time _____ to _____ Hours _____

Date _____ Time _____ to _____ Hours _____

Date _____ Time _____ to _____ Hours _____

Date _____ Time _____ to _____ Hours _____

Page Hours _____

Riding Log For: _____

Date _____ Time _____ to _____ Hours _____

Date _____ Time _____ to _____ Hours _____

Date _____ Time _____ to _____ Hours _____

Date _____ Time _____ to _____ Hours _____

Date _____ Time _____ to _____ Hours _____

Date _____ Time _____ to _____ Hours _____

Date _____ Time _____ to _____ Hours _____

Date _____ Time _____ to _____ Hours _____

Date _____ Time _____ to _____ Hours _____

Date _____ Time _____ to _____ Hours _____

Date _____ Time _____ to _____ Hours _____

Date _____ Time _____ to _____ Hours _____

Date _____ Time _____ to _____ Hours _____

Page Hours _____

Ride safe and have fun everyone.

Ride safe and have fun everyone.